

Heritage Shield Letterplate




Features

- **Beautiful designed traditional letterplate**
Part of the Heritage door and window hardware range
- **Stylish TS 008 letterplate solution**
Independently tested to the latest TS008:2022 security standards for doors
- **Deflection shield**
With clear access for postal items, the design of the internal flap skilfully manoeuvres post into the home but prevents any access to keys with a hook
- **Specifically engineered to restrict fishing**
In protection mode, the inside flap is angled to cleverly shield against any unwanted intruders attempting to 'fish' through the door. Protecting the door handle, cylinder and belongings inside the home from manipulation
- **Thoughtfully designed to prevent damage**
When open, the flap is restricted to 40° protecting the property within, automatically closing when not in use to prevent damage to interior walls. With a projection of only 34mm, Shield provides a stylish slimline aesthetic to the inside of the door.
- **Perfectly mix and match finishes**
Supplied separately to suit most interior and exterior door finishes, the internal and external sections of the letterplate can be mixed and matched together in any combination in a choice of Fab&Fix perfectly matching suited finishes
- **Fully weather sealed with no external fixings**
Prevents removal of the outer frame from the door. Internal brushes fully seal the letterplate for enhanced weather performance (with rubber gasket)
- **PAS 24 requirements and Document Q**
PAS 24: 2022 now requires an external door fitted with a letterplate to meet TS008: 2022 as part of the door package
- **Wide range of applications**
Suitable for use on 44mm - 70mm thick timber and composite doors


Mix and match the external finish:




Hardex Gold



Hardex Chrome



Hardex Graphite



Antique Black


Mix and match the internal finish:



Hardex Gold




Hardex Chrome



Hardex Graphite



White



Antique Black

Heritage Shield Letterplate

Ordering Details

Heritage Shield Letterplate

Finish	Internal Letterplate	External Letterplate
Hardex Chrome	DLPHASINHC	DLPHSOUHC
Hardex Gold	DLPHASINHG	DLPHSOUHG
Hardex Graphite	DLPHASINGR	DLPHSOUGR
Antique Black	DLPHASINAB	DLPHSQUAB
White	DLPHASINWH	-

Technical Information

Corrosion resistance

Meets the requirements of BS EN 1670:2007 Grade 5 (480 hours)

Operation

Flap cycle tested to 20,000 cycles

Performance

Independently tested to meet the requirements of TS008:2022 when both internal and external letterplate sections are used together. Designed to meet the requirements of PAS 24 in a compliant door set.

Fixings

Includes 2 x M5 screws, 2 x M4 screws and 6 x wood screws, 2 x M4 shoulder bolts and 2 x channel inserts.

Material Specification

Frame:	High quality Zinc
Coatings:	Hardex Chrome, Hardex Gold, Hardex Graphite, Antique Black and White.

Classification

The Heritage Shield has been certified to TS008: 2022 and carries the following classification:

Category	1	2	3	4	5	6	7	8
Classification	A	1	2	N	4	N	0	0

Maintenance

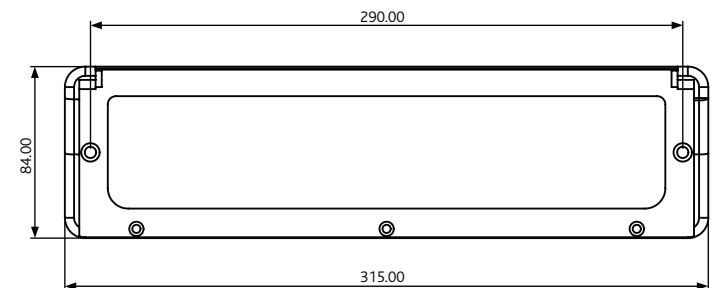
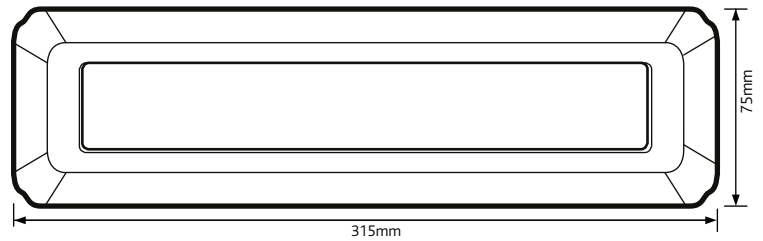
For continued protection of the quality finish and appearance, we advise routine cleaning of all our external hardware. We recommend wiping it with a clean cloth soaked in warm water and mild detergent every month. Please refrain from using heavy-duty cleaners, containing Chlorine or Potassium. Moving parts should also be lightly lubricated using a light non-acidic mineral oil (e.g., "3 in 1") at least twice per year. The product may need to be adjusted and fixings tightened to ensure a satisfactory operation. This procedure is particularly essential if products are used within a 25-mile radius of coastal areas or close proximity to building sites or large industrial areas, where more frequent cleaning may be required to prevent the accumulation of corrosive contaminants.

Packaging

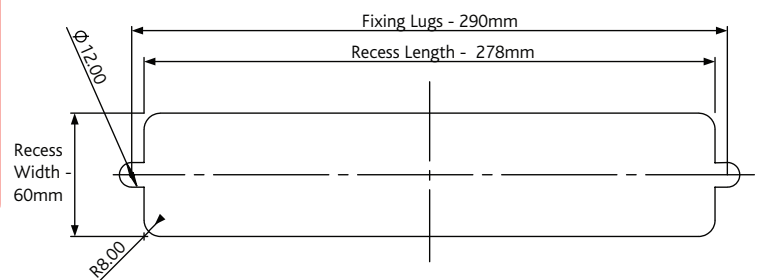
Heritage Shield Letterplate

Internal and external section of the letterplate individually packaged with fixings. 10 letterplate sections in an outer box.

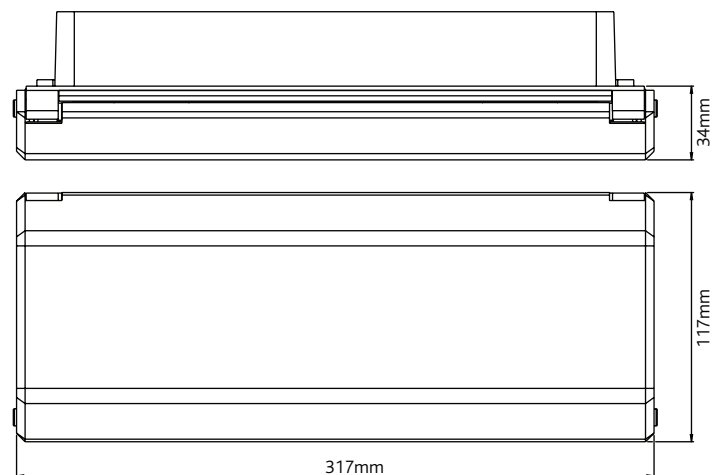
Shield External Letterplate



Routing Detail



Shield Internal Letterplate



All dimensions are in mm.

Fab&Fix reserves the right to change specification without notice. It is the responsibility of the door manufacturer to ensure that the finished product meets any required safety and performance specification.