


Decorative Letterplate



Features


- Stylish panel or midrail letterplate to suit doors 20mm-80mm thick
- Anti-snap flap opens to 180° with fully sprung return
- Supplied with screw fixings
- Available in a range of popular finishes
- Suitable for PVCu, composite and timber doors
- Part of the ERA Decorative furniture range
- Matching window handles, door handles and knocker designs also available




Black



White




Polished
Chrome



Polished
Gold



Anthracite
Grey



Satin
Chrome



Mechanical
Guarantee



Surface Finish
Guarantee



PVCu



Timber



Composite

Decorative Letterplate

Ordering Details

Product

Decorative Letterplate

Finish	Panel (20-40) Part No.	Midrail (40-80) Part No.
White	DLPEDWHPA	DLPEDWHMR
Black	DLPEDBKPA	DLPEDBKMR
Polished Gold	DLPEDGPA	DLPEDPGMR
Polished Chrome	DLPEDPCPA	DLPEDPCMR
Satin Chrome	DLPEDSCPA	DLPEDSCMR
Anthracite Grey	DLPEDAGPA	DLPEDAGMR

For additional part numbers please contact our sales office.

Technical Information

Corrosion resistance

Meets the requirements of BS EN 1670 Grade 4 (240 hours)

Operation

Flap cycle tested to 30,000 cycles. Conforms to the requirements of BS EN 13724: 2002

Material Specification

Frame and Flap:	High quality Zinc casting
Coatings:	White, Black and Anthracite Grey powder painted coated. Polished Gold, Chrome and Satin Chrome Plate electroplated
Screws:	Midrail version includes 2 x 4.2mm x 50mm self tapping screws, 2 x 4.2mm x 70mm self tapping screws. Panel version includes 2 x 4.2mm 30mm self tapping screws, 2 x 4.2mm 50mm self tapping screws.

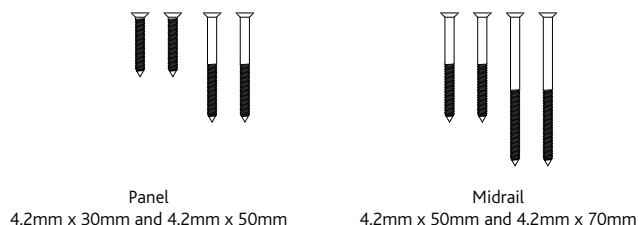
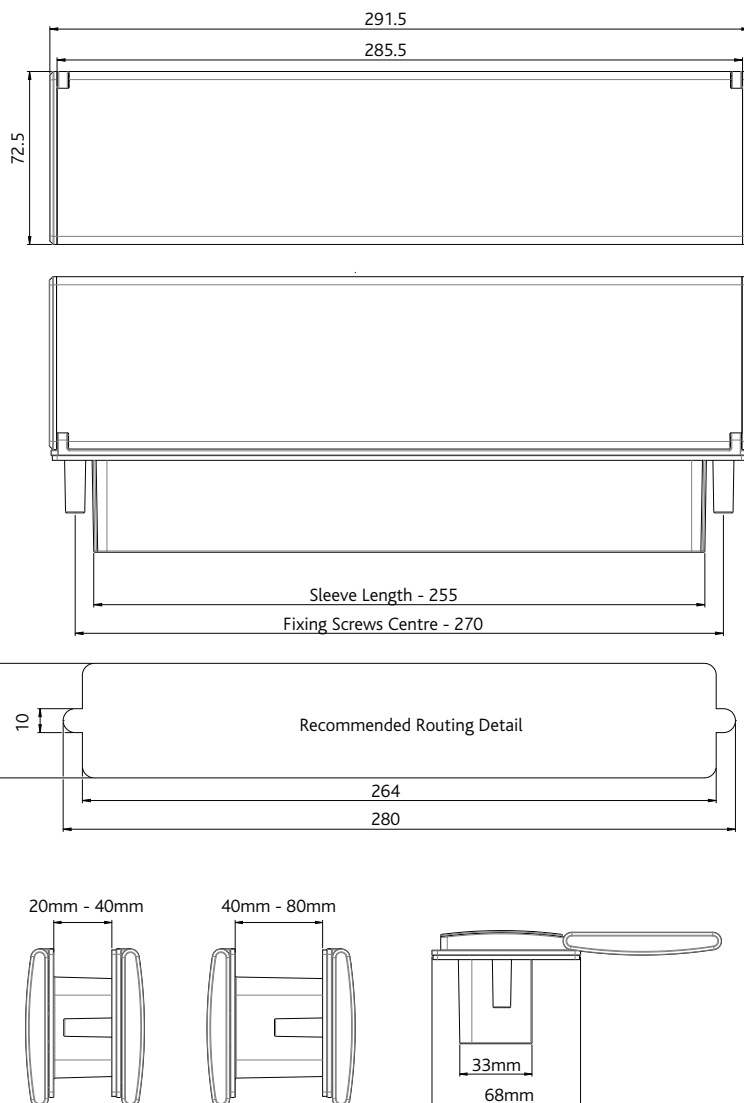
Maintenance

For continued protection of the quality finish and appearance, we advise routine cleaning of all our external hardware. We recommend wiping it with a clean cloth soaked in warm water and mild detergent every month. Please refrain from using heavy-duty cleaners, containing Chlorine or Potassium. Moving parts should also be lightly lubricated using a light non-acidic mineral oil (e.g., "3 in 1") at least twice per year. The product may need to be adjusted and fixings tightened to ensure a satisfactory operation. This procedure is particularly essential if products are used within a 25-mile radius of coastal areas or close proximity to building sites or large industrial areas, where more frequent cleaning may be required to prevent the accumulation of corrosive contaminants.

Packaging

Letterplate

Individually boxed with fixings.
10 handles in an outer box.



All dimensions are in mm and are nominal.
ERA reserves the right to change specification without notice. It is the responsibility of the door manufacturer to ensure that the finished product meets any required safety and performance specification.