


Decorative Inline Lever Pad Door Handle



Features


- Stylish solid handle with a softly rounded back plate
- Sculpted ergonomic grip with a smooth action
- Simple and quick installation, no need to fit springs or lever
- Supplied with screw and spindle pack to suit 44mm or 70mm profiles
- Available in a range of popular finishes
- Colour coordinated screw heads
- Suitable for PVCu, composite and timber doors
- Part of the ERA Decorative furniture range
- Blanking Plate, Lever and Offset designs also available




Black



White




Polished
Chrome



Polished
Gold



Anthracite
Grey



Satin
Chrome



Mechanical
Guarantee



Surface Finish
Guarantee



PVCu



Timber



Composite

Decorative Inline Lever Pad Door Handle

Ordering Details

Product	Part No.	
Decorative Inline Lever Pad Door Handle		
Finish	44mm Doors	70mm Doors
White	DHAEDWHIP-44	DHAEDWHIP
Black	DHAEDBKIP-44	DHAEDBKIP
Polished Gold	DHAEDPGIP-44	DHAEDPGIP
Polished Chrome	DHAEDPCIP-44	DHAEDPCIP
Satin Chrome	DHAEDSCIP-44	DHAEDSCIP
Anthracite Grey	DHAEDAGIP-44	DHAEDAGIP

For additional part numbers please contact our sales office.

Technical Information

Corrosion resistance

Meets the requirements of BS EN 1670 Grade 4 (240 hours)

Operation

Tested to 100,000 cycles

Material Specification

Handle Grip and Backplate:	High quality Zinc casting or Aluminium Alloy backplate and grip, non-handed
Coatings:	White, Black and Anthracite Grey powder painted coated. Polished Gold, Chrome and Satin Chrome Plate electroplated
Spindle / Screws:	Machine screws with colour coordinated heads for handle. 44 mm version (1 x 8 x 110mm spindle; 2 x M5 x 60mm screws. 70mm version (1 x 8mm x 120mm spindle; 2 x M5 x 80mm screws)
Cylinder:	Euro Cylinder, 92mm PZ

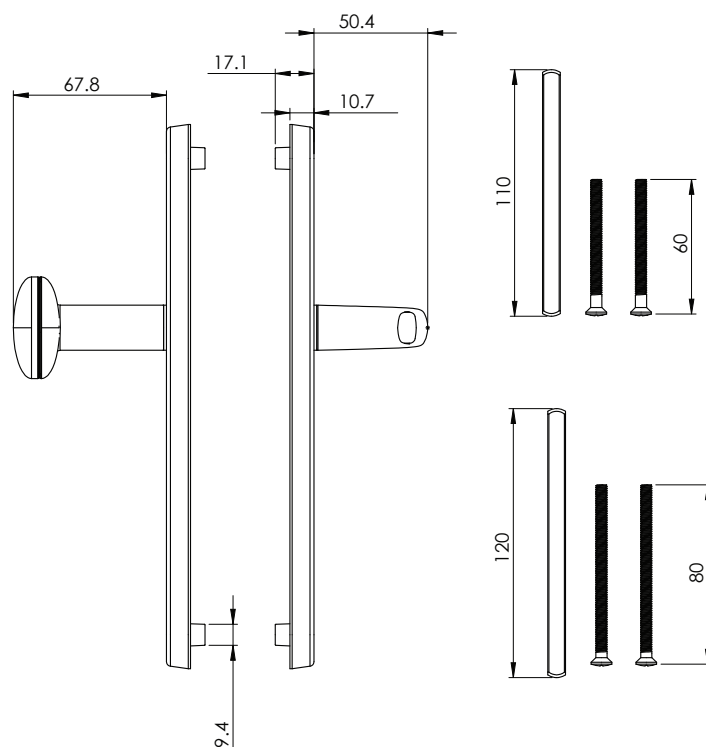
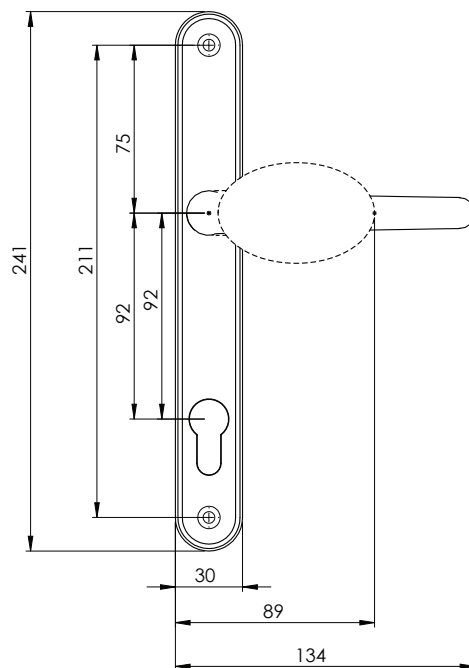
Maintenance

For continued protection of the quality finish and appearance, we advise routine cleaning of all our external hardware. We recommend wiping it with a clean cloth soaked in warm water and mild detergent every month. Please refrain from using heavy-duty cleaners, containing Chlorine or Potassium. Moving parts should also be lightly lubricated using a light non-acidic mineral oil (e.g., "3 in 1") at least twice per year. The product may need to be adjusted and fixings tightened to ensure a satisfactory operation. This procedure is particularly essential if products are used within a 25-mile radius of coastal areas or close proximity to building sites or large industrial areas, where more frequent cleaning may be required to prevent the accumulation of corrosive contaminants.

Packaging

Handles

Individually bagged with screws and spindle.
15 handles in an outer box.



All dimensions are in mm and are nominal.
ERA reserves the right to change specification without notice. It is the responsibility of the door manufacturer to ensure that the finished product meets any required safety and performance specification.