

### Tear Drop Key Locking Window Handle



#### Features


- **Elegant design inspired by 19th century ironmongery**  
Creating traditional period charm
- **Fully suited to our heritage range**  
Perfectly match window and doors across the home
- **Strength tested to equivalent of a modern espagnolette window handle**  
Stronger espagnolette operator
- **Manufactured from die-cast zinc with specially formulated finish**  
Harder wearing finish than traditional wrought iron furniture
- **Slim handle design**  
Suites the narrow sightlines on modern flush style casement windows
- **Key locking**  
Security enabled
- **Positive stop**  
Ideal for new flush window styles, the handle has a positive stop to latch automatically on closing, for added peace of mind
- **Matching Tear Drop Dummy and Operating Stay also available**  
Creating perfectly matching heritage window
- **Available in 30mm, 40mm, 45mm and 55mm spindle lengths**  
Including screw lengths 36mm, 46mm, 51mm or 61mm respectively




Hardex  
Pewter




Hardex  
Chrome



Hardex  
Graphite



Hardex  
Gold



Antique  
Black



### Tear Drop Key Locking Window Handle

#### Ordering Details

##### Product

##### Tear Drop Key Locking Window Handle

| Finish              | Part No.         |                   |
|---------------------|------------------|-------------------|
| <b>30mm Spindle</b> | <b>Left Hand</b> | <b>Right Hand</b> |
| Hardex Chrome       | WHATDHCLH30      | WHATDHCRRH30      |
| Hardex Gold         | WHATDHGLH30      | WHATDHGRRH30      |
| Hardex Graphite     | WHATDGRLH30      | WHATDGRRH30       |
| Antique Black       | WHATDABLH30      | WHATDABRRH30      |
| <b>40mm Spindle</b> | <b>Left Hand</b> | <b>Right Hand</b> |
| Hardex Chrome       | WHATDHCLH40      | WHATDHCRRH40      |
| Hardex Gold         | WHATDHGLH40      | WHATDHGRRH40      |
| Hardex Graphite     | WHATDGRLH40      | WHATDGRRH40       |
| Antique Black       | WHATDABLH40      | WHATDABRRH40      |
| Hardex Pewter       | WHATDPTLH40      | WHATDPTRRH40      |
| <b>45mm Spindle</b> | <b>Left Hand</b> | <b>Right Hand</b> |
| Hardex Chrome       | WHATDHCLH45      | WHATDHCRRH45      |
| Hardex Gold         | WHATDHGLH45      | WHATDHGRRH45      |
| Hardex Graphite     | WHATDGRLH45      | WHATDGRRH45       |
| Antique Black       | WHATDABLH45      | WHATDABRRH45      |
| <b>55mm Spindle</b> | <b>Left Hand</b> | <b>Right Hand</b> |
| Hardex Chrome       | WHATDHCLH55      | WHATDHCRRH55      |
| Hardex Gold         | WHATDHGLH55      | WHATDHGRRH55      |
| Hardex Graphite     | WHATDGRLH55      | WHATDGRRH55       |
| Antique Black       | WHATDABLH55      | WHATDABRRH55      |

##### Accessories

| Description | Part No.  |
|-------------|-----------|
| Cut Key     | WKEY31146 |

#### Technical Information

##### Corrosion resistance

Meets the requirements of BS EN 1670: 2007 Grade 5 (480 hours)

##### Operation

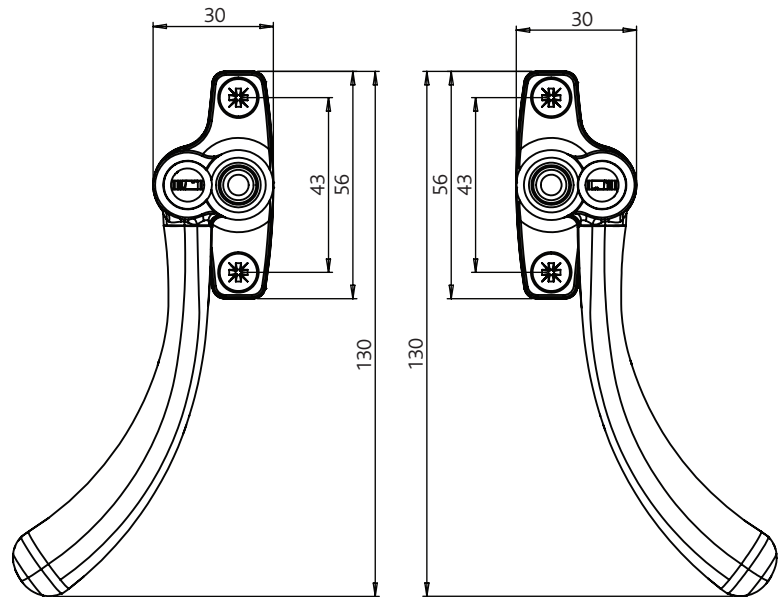
Tested to 25,000 cycles

##### Material Specification

|           |   |
|-----------|---|
| Handle:   | High quality Zinc for all finishes                            |
| Coatings: | Hardex Chrome, Hardex Graphite, Hardex Gold and Antique Black |

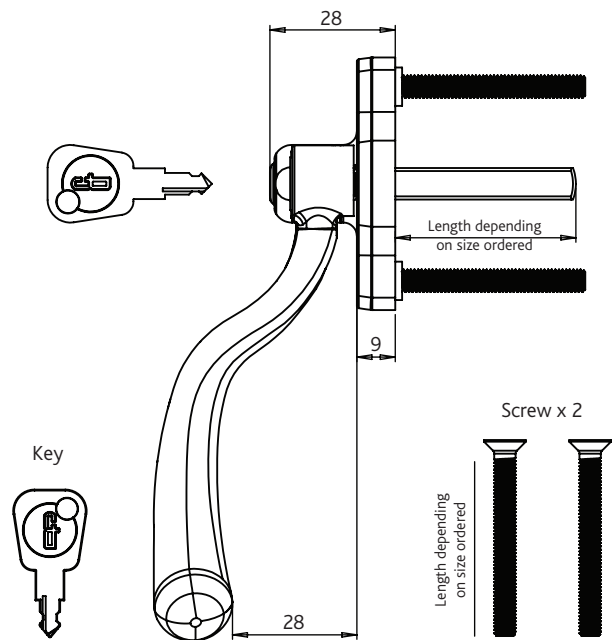
#### Maintenance

For continued protection of the quality finish and appearance, we advise routine cleaning of all our external hardware. We recommend wiping it with a clean cloth soaked in warm water and mild detergent every month. Please refrain from using heavy-duty cleaners, containing Chlorine or Potassium. Moving parts should also be lightly lubricated using a light non-acidic mineral oil (e.g., "3 in 1") at least twice per year. The product may need to be adjusted and fixings tightened to ensure a satisfactory operation. This procedure is particularly essential if products are used within a 25-mile radius of coastal areas or close proximity to building sites or large industrial areas, where more frequent cleaning may be required to prevent the accumulation of corrosive contaminants.



Left Hand

Right Hand



All dimensions are in mm and are nominal. Fab&Fix reserves the right to change specification without notice. It is the responsibility of the window manufacturer to ensure that the finished product meets any required safety and performance specification.

#### Packaging

##### Handles

Individually bagged with screws and care instructions.  
40 handles in an outer box.