

Heritage Letterplate




Features


- **Beautiful designed traditionally letterplate**
Part of the Heritage Door and Window hardware range
- **Suits doors 42mm-80mm thick**
Suitable for a range of doors
- **Fully colour matched metal letterplate**
Quality and durability you can see and feel
- **Anti-snap internal flap opens to 180° with fully sprung return**
Easier to operate, no broken flaps, even with Sunday papers
- **12" letterplate with a 10" aperture**
Meets Royal Mail standards, will easily take A4 size post
- **Fully Weather Sealed**
No draft, no rain water
- **Secure through fixing ensures letterplate can only be removed from the inside of the house**
Prevents burglars gaining access to the cylinder internally
- **Supplied with screw fixings**
Everything needed for installation included




Hardex
Chrome



Hardex
Gold



Antique
Black



Hardex
Graphite

Heritage Letterplate

Ordering Details

Product

Heritage Letterplate

Finish	Part No.
Hardex Chrome	3E000
Hardex Gold	3E001
Hardex Graphite	3E002
Antique Black	3E003

Technical Information

Corrosion resistance

Meets the requirements of BS EN 1670:2007 Grade 5 (480 hours)

Operation

Flap cycle tested to 25,000 cycles

Conforms to the requirements of BS EN 13724: 2002

Performance

Tested as part of a complete door set that successfully achieved PAS24

Screws

Includes 2 x M5 x 50mm machine screws, 2 x M5 x 70mm machine screws and 2 screw guides

Material Specification

Frame and Flap:	High quality Zinc
Coatings:	Hardex Chrome, Hardex Gold, Hardex Graphite and Antique Black.

Maintenance

For continued protection of the quality finish and appearance, we advise routine cleaning of all our external hardware. We recommend wiping it with a clean cloth soaked in warm water and mild detergent every month. Please refrain from using heavy-duty cleaners, containing Chlorine or Potassium. Moving parts should also be lightly lubricated using a light non-acidic mineral oil (e.g., "3 in 1") at least twice per year. The product may need to be adjusted and fixings tightened to ensure a satisfactory operation. This procedure is particularly essential if products are used within a 25-mile radius of coastal areas or close proximity to building sites or large industrial areas, where more frequent cleaning may be required to prevent the accumulation of corrosive contaminants.

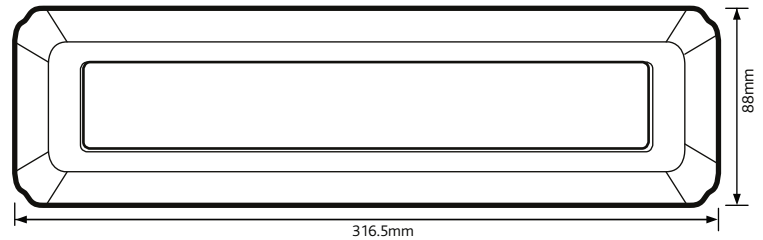
Packaging

Heritage Letterplate

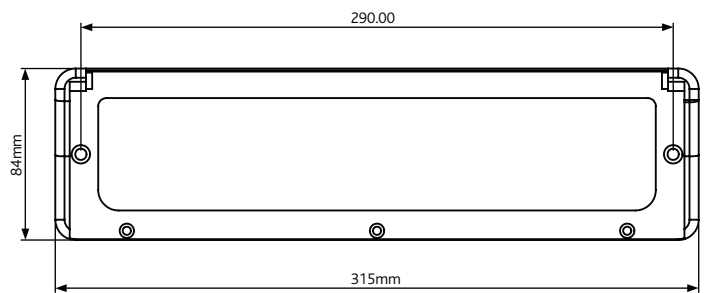
Individually boxed with fixings and care instructions.

10 letterplates in an outer box.

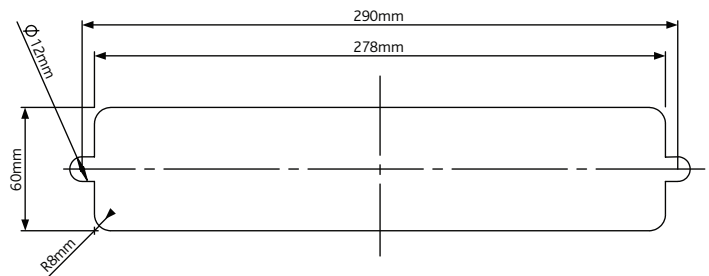
External Detail



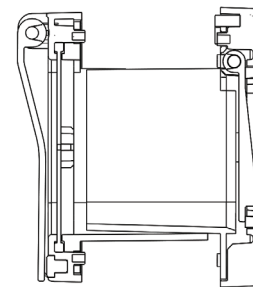
Internal Detail



Routing Detail



Sleeve Set



All dimensions are in mm and are nominal.
 Fab&Fix reserves the right to change specification without notice.
 It is the responsibility of the door manufacturer to ensure that the finished product meets any required safety and performance specification.