


## Standard Door Chains and Viewers



### Features

#### Door Viewer

- Allows visual identification of callers without the need to open the door
- Made of precision optimal glass with 120 and 160 angles of view are available (also available in plastic lenses with 180 of view). The viewer is adjustable to fit doors 35mm to 54mm thick


#### Door Chains

- Offers visible security, allowing conversation without giving unwanted access to visitors
- The Timber/PVCu chain is suitable for fitting to timber or PVCu doors

#### Door Restrictor

- The ERA Door Restrictor is designed to limit door opening prior to allowing entrance to visitors
- Easily applied and released when door is closed

Slide Door Chain




Timber/PVCu Door Chain



Door Viewer



Door Restrictor



## Standard Door Chains and Viewers

### Ordering Details

Product	Part No.
<b>Door Viewer</b>	
120° Brass - Glass Lens	786-37
120° Chrome - Glass Lens	786-67
160° Brass - Glass Lens	784-37
160° Chrome - Glass Lens	784-67
160° Brass - Plastic Lens Wide Angle	191-32
160° Chrome - Plastic Lens Wide Angle	191-62
180° Brass - Plastic Lens Wide Angle	192-32
180° Chrome - Plastic Lens Wide Angle	192-62
<b>Slide Door Chain</b>	
Brass	787-32
Satin	787-52
<b>Timber/ PVCu Door Chain</b>	
Brassed	791-32
Satin	791-52
Chrome	791-62
<b>Door Restrictor</b>	
Brassed	789-32
Chrome	789-62

### Packaging

#### Door Viewer

Plastic clam packaging with euro hooks (191/192), Cardboard packaging with euro hooks (786/787). 1 per retail box, 10 retail boxes per outer box. 0.06Kg per item, 0.6Kg per outer box.

#### Slide Door Chain

Plastic clam packaging with euro hooks. 1 per pack, 10 retail boxes per outer box. 0.18Kg per item, 1.8Kg per outer box.

#### Timber/PVCu Door Chain

Plastic clam packaging with euro hooks. 1 per pack, 10 retail boxes per outer box. 0.25Kg per item, 2.5Kg per outer box.

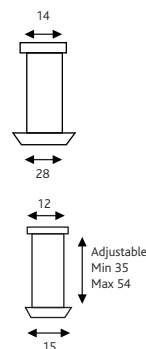
#### Door Restrictor

Plastic clam packaging with euro hooks. 1 per pack, 10 retail boxes per outer box. 0.23Kg per item, 2.3Kg per outer box.

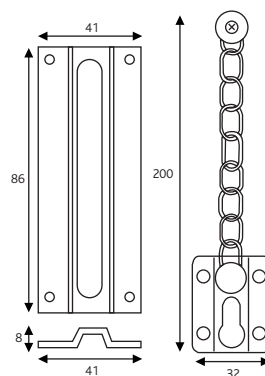
### Maintenance

The surface should be cleaned with a soft cloth to remove any dust or grime. The product should be periodically adjusted and the fixings tightened to ensure a satisfactory operation

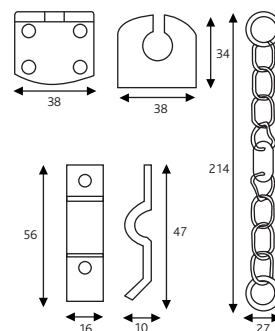
Door Viewer



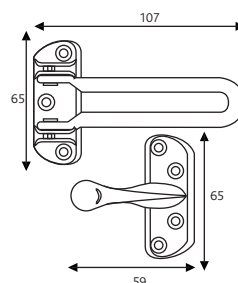
Slide Chain



Door Chain



Door Restrictor



All dimensions are in mm.  
ERA reserves the right to change specification without notice.  
It is the responsibility of the window manufacturer to ensure that the finished product meets any required safety and performance specification