

BS High Security Nightlatch



BS 3621:2007

Features

- This **British Standard High Security Nightlatch** conforms to British Standard 3621:2007 (BS EN 12209) and meets the tough criteria laid down by insurance companies and the Police
- Features an integral cylinder pull which protects the cylinder from being drilled
- Over 30,000 cut key variations
- Includes 20mm bolt throw for extra strength and security
- Designed ideally for glass panelled wooden doors, as it has been designed with an ergonomic internal lockable handle offering added security against forced entry
- Main lock bolt "automatically" deadlocks, this makes the use of credit card to force entry virtually impossible
- The bolt can be held in the withdrawn position (only) with the use of the snib feature
- Brass, Satin Chrome, Polished Chrome, Satin Nickel and Black finishes are available



Mechanical
Guarantee



Timber



Composite



Police Preferred Specification



BS 3621:2007
+ A2:2012

BS High Security Nightlatch

Ordering Details

40mm Backset (Narrow Style)

Finish	Part No. Clam Version	Part No. Boxed Version
Brass Body, Brass Cylinder	1830-32	1830-31
Satin Chrome Body, Satin Cylinder	1830-35-2	1830-35-1
Polished Chrome Body, Chrome Cylinder	1830-37-2	1830-37-1
Satin Nickel Body, Satin Cylinder	-	1830-40-1
Black Body, Black Cylinder	1830-10-2	1830-10-1

60mm Backset (Standard Style)

Finish	Part No. Clam Version	Part No. Boxed Version
Brass Body, Brass Cylinder	1930-32	1930-31
Satin Chrome Body, Satin Cylinder	1930-35-2	1930-35-1
Polished Chrome Body, Chrome Cylinder	1930-37-2	1930-37-1
Satin Nickel Body, Satin Cylinder	-	1930-40-1
Black Body, Black Cylinder	1930-10-2	1930-10-1

Packaging

Boxed version

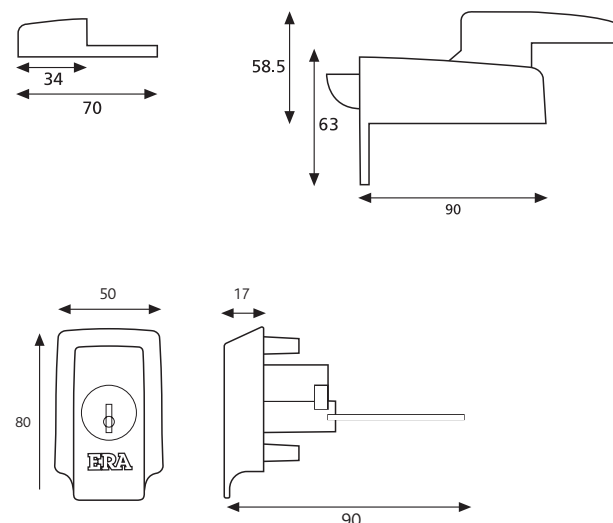
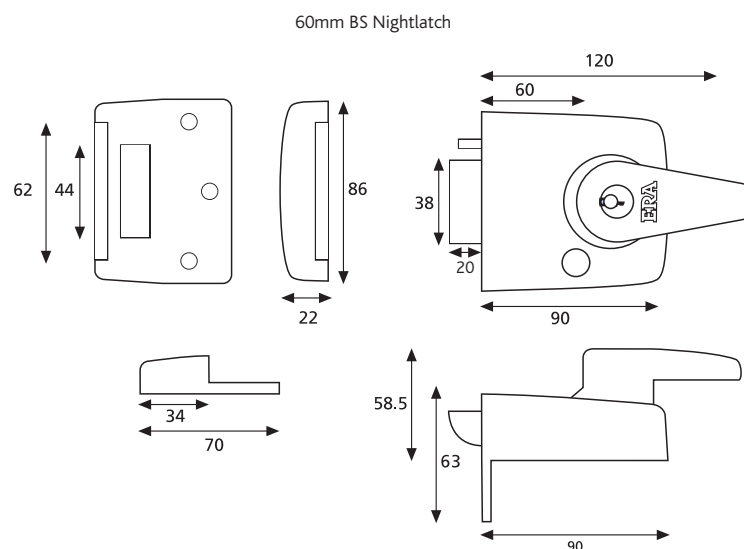
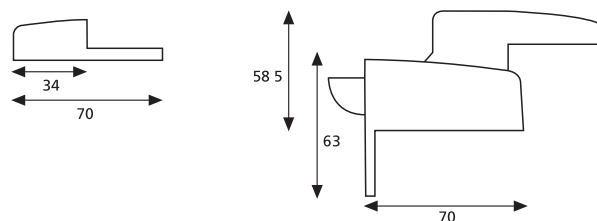
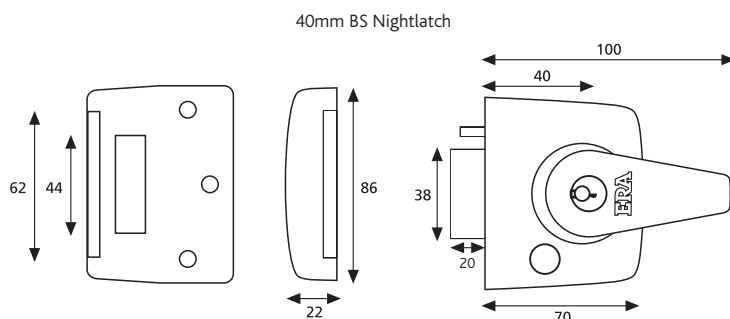
1 lock per inner box, 10 locks per outer box. 1.56Kg (40mm) 1.7Kg (60mm) per item, 15.6Kg (40mm) 17.0Kg (60mm) per outer box.

Clam version

Plastic packaging with euro hooks. 1 lock per retail box, 2 per outer box. 1.56Kg (40mm) 1.66Kg (60mm) per item, 3.1Kg (40mm) 3.3Kg (60mm) per outer box

Maintenance

Wipe the surface periodically with a soft cloth to remove excess grease or moisture.



All dimensions are in mm and are nominal.
ERA reserves the right to change specification without notice.
It is the responsibility of the door manufacturer to ensure that the finished product meets any required safety and performance specification.