


Balmoral Inline Lever Lever



Features

- **Solid die cast construction with heavy duty spring cassette**
Sturdy feel and consistent 90 degree lever return
- **Sculpted ergonomic lever and low friction nylon bush**
Easy to grip and smooth action
- **Supplied with screw and spindle pack to suit 60-70mm profiles**
Everything needed for installation included
- **Colour coordinated screw heads**
Perfectly matching hardware, even down to the smallest details
- **Baseplate in common with all Balmoral handles**
Same routing detail regardless of product variant chosen
- **Wide backplate**
To suit cylinder guards and accommodate larger cylinder preparation
- **Supplied with care instructions**
Helps the homeowner to keep the hardware in optimal condition
- **Supplied fully assembled**
Simple and quick installation, no need to fit springs or lever
- **Each part packaged in a separate chamber, but supplied as a set**
No scratching of parts during transit




Silver



Black



White




Premium
Satin




Hardex
Chrome




Anthracite
Grey



Hardex
Bronze




Hardex
Gold



Hardex
Graphite



Hardex
Rose



Antique
Black



Hardex
Pewter

Balmoral Inline Lever Lever

Ordering Details

Product

Balmoral Inline Lever Lever

Finish	Part No.
Hardex Chrome	1D001
Hardex Bronze	1D003
Hardex Gold	1D005
Hardex Graphite	1D008
Hardex Pewter	1D009
Hardex Rose	DHABLHRIL
Antique Black	1D006
Anthracite Grey	1A004
White	1A000
Black	1A001
Silver	1A002
Premium Satin	DHABLPISIL

For additional part numbers please contact our sales office.

Technical Information

Corrosion resistance

Meets the requirements of BS EN 1670:2007 Grade 5 (480 hours)

Operation

Endurance tested in excess of 200,000 cycles

Performance

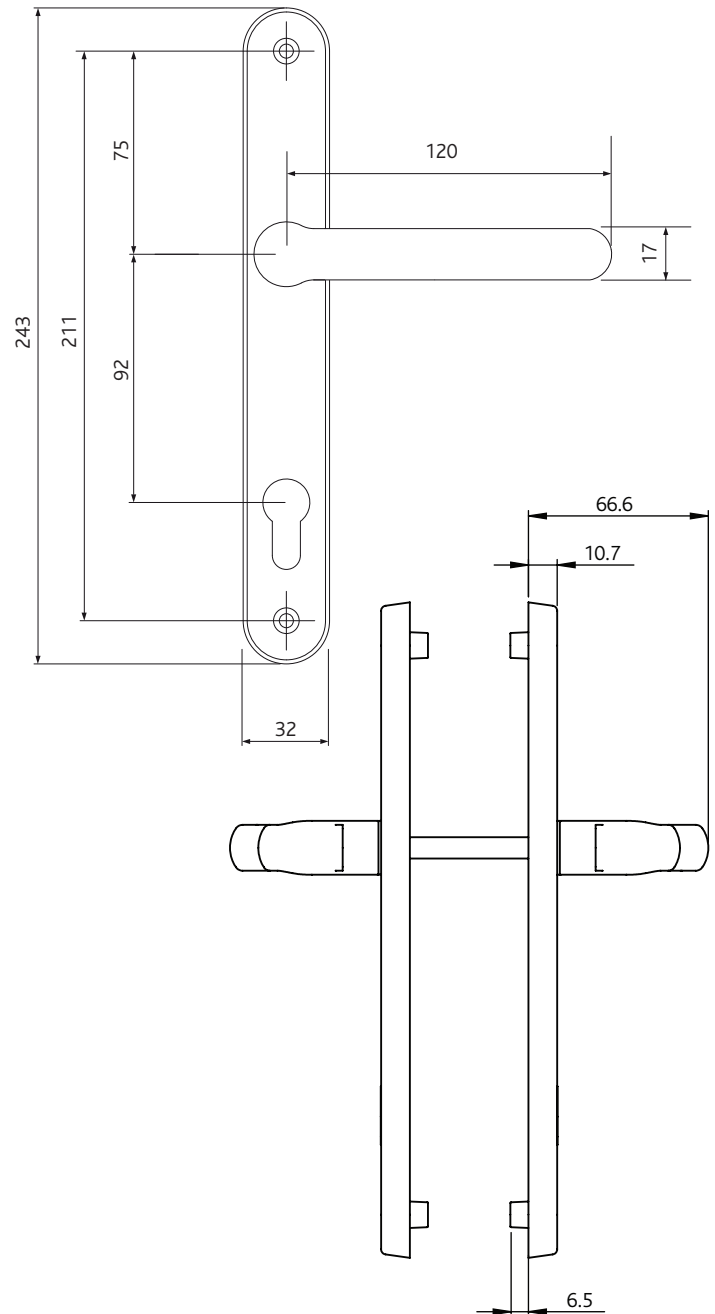
Performance Tested to meet the requirements of PAS 24 as part of a compliant door set. Fire tested in accordance with EN 1634-1 for 30 and 60 minutes (no intumescent required).

Material Specification

Handle Grip and Backplate:	High quality Zinc for all Hardex finishes and Antique Black. High quality Aluminium for Premium Satin, White, Black, Anthracite Grey and Silver finishes
Coatings:	Hardex Chrome, Hardex Bronze, Hardex Gold, Hardex Graphite, Hardex Pewter, Hardex Rose, Anthracite Grey, Antique Black, Premium Satin, White, Black and Silver
Spindle / Screws:	Machine screws with colour coordinated heads for handle. 60mm - 70mm profiles (1 x 8mm x 120mm spindle; 2 x M5 x 70mm and 2x M5 x 80mm screws)
Cylinder:	Euro Cylinder, 92mm PZ

Maintenance

For continued protection of the quality finish and appearance, we advise routine cleaning of all our external hardware. We recommend wiping it with a clean cloth soaked in warm water and mild detergent every month. Please refrain from using heavy-duty cleaners, containing Chlorine or Potassium. Moving parts should also be lightly lubricated using a light non-acidic mineral oil (e.g., "3 in 1") at least twice per year. The product may need to be adjusted and fixings tightened to ensure a satisfactory operation. This procedure is particularly essential if products are used within a 25-mile radius of coastal areas or close proximity to building sites or large industrial areas, where more frequent cleaning may be required to prevent the accumulation of corrosive contaminants.



All dimensions are in mm and are nominal.
 Fab&Fix reserves the right to change specification without notice.
 It is the responsibility of the door manufacturer to ensure that the finished product meets any required safety and performance specification.

Packaging

Handles

Individually bagged with screws, spindle and care instructions.
 15 handles in an outer box.