

### Balmoral Accessible Inline Lever



### Features


- **Solid die cast Zinc construction with heavy duty spring cassette**  
Sturdy feel and consistent 90 degree lever return
- **Sculpted extended ergonomic lever and low friction nylon bush**  
Easy to grip and smooth action and low operating forces required
- **Supplied with screw and spindle pack to suit 60-70mm profiles**  
Everything needed for installation included
- **Colour coordinated screw heads**  
Perfectly matching hardware, even down to the smallest details
- **Baseplate in common with all Balmoral handles**  
Same routing detail regardless of product variant chosen
- **Wide backplate**  
To suit cylinder guards and accommodate larger cylinder preparation
- **Supplied with care instructions**  
Helps the homeowner to keep the hardware in optimal condition
- **Supplied fully assembled**  
Simple and quick installation, no need to fit springs or lever
- **Silicon Site-Protectors available**  
Ensures perfect condition after installation
- **Each part packaged in a separate chamber, but supplied as a set**  
No scratching of parts during transit
- **Ample lever-to-door surface clearance and available in a wide range of contrasting colours**  
Conforms to the dimensional recommendations as outlined in Approved Document M and BS 8300




Hardex  
Chrome




Hardex  
Bronze



Hardex  
Gold



Antique  
Black



Hardex  
Graphite



White

### Balmoral Accessible Inline Lever

#### Ordering Details

##### Product

**Balmoral Accessible Inline Lever**

##### Finish

##### Part No.

Hardex Chrome	1D401
Hardex Bronze	1D403
Hardex Gold	1D405
Hardex Graphite	1D408
Antique Black	1D406
White	1D400

#### Technical Information

##### Corrosion resistance

Meets the requirements of BS EN 1670:2007 Grade 5 (480 hours)

##### Operation

Endurance tested in excess of 200,000 cycles

##### Performance

Tested to meet the requirements of PAS 24 as part of a compliant door set

#### Material Specification

Handle Grip and Backplate:	High quality Zinc for all finishes
Coatings:	Hardex Chrome, Hardex Bronze, Hardex Gold, Hardex Graphite, Antique Black and White
Spindle / Screws:	Machine screws with colour coordinated heads for handle. 60mm - 70mm profiles (1 x 8mm x 120mm spindle; 2 x M5 x 70mm and 2x M5 x 80mm screws)
Cylinder:	Euro Cylinder, 92mm PZ

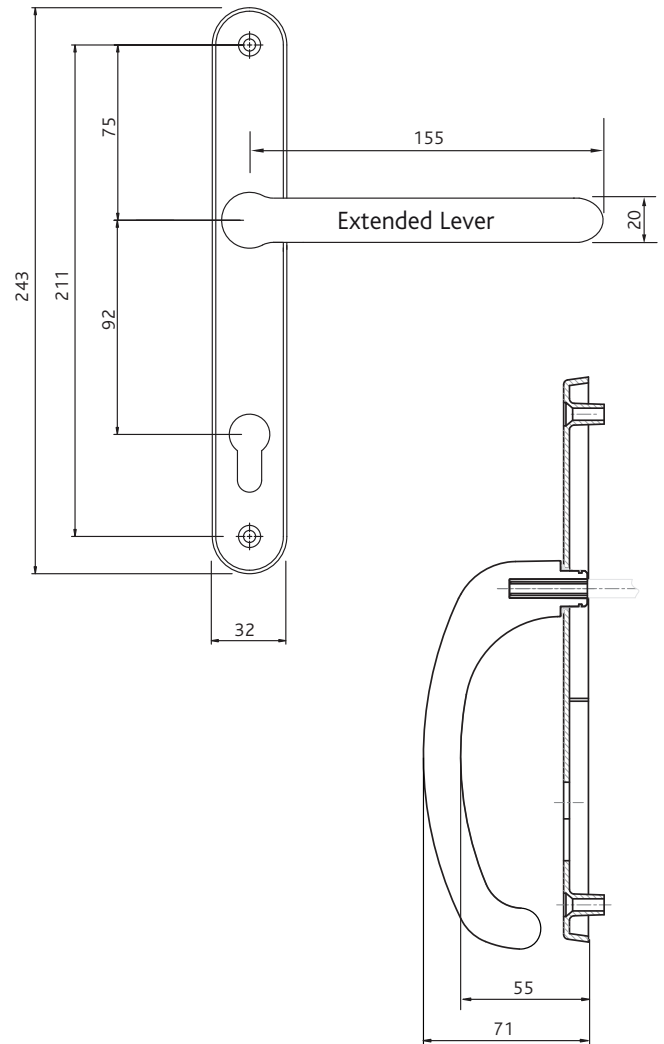
#### Maintenance

For continued protection of the quality finish and appearance, we advise routine cleaning of all our external hardware. We recommend wiping it with a clean cloth soaked in warm water and mild detergent every month. Please refrain from using heavy-duty cleaners, containing Chlorine or Potassium. Moving parts should also be lightly lubricated using a light non-acidic mineral oil (e.g., "3 in 1") at least twice per year. The product may need to be adjusted and fixings tightened to ensure a satisfactory operation. This procedure is particularly essential if products are used within a 25-mile radius of coastal areas or close proximity to building sites or large industrial areas, where more frequent cleaning may be required to prevent the accumulation of corrosive contaminants.

#### Packaging

##### Handles

Individually bagged with screws, spindle and care instructions.  
15 handles in an outer box.



All dimensions are in mm and are nominal.  
Fab&Fix reserves the right to change specification without notice  
It is the responsibility of the door manufacturer to ensure that the finished product meets any required safety and performance specification.