

WINDOWSENSE INTEGRATED WINDOW SENSOR

Search for the free 'ERA Protect' App





FEATURES

Discreet smart technology for built-in window protection.

- **Wireless integrated window sensor.** Sits within the profile of your window, or can be fitted as standard with selected window manufacturers.
- **Security within.** Provides alerts should the window be opened and also provides reminders if the window is left open when alarm is set.
- **Easy to use.** No complicated set up or separate apps, just easy, intuitive functionality that will allow you to use WindowSense within your wider security system.
- **Discreet monitoring.** Available in white, tan or black to suit most profiles, WindowSense is hidden from view within the safety of the eurogroove.



KEY FEATURES

-  Works with your smartphone via WiFi
-  Ideal for windows
-  Long life battery that is easily changed when required
-  Two-way wireless communication
-  Tamper protected - alerted if the window is opened
-  Easy to pair to an ERA Protect Hub. Add by scanning the unique QR code with the app scanner
-  Can be used with just the ERA Protect hub or add further sensors, a siren, camera, keypad and a doorbell, for a complete integrated smart security system



ORDERING DETAILS

Product	Part No.
Window Sensor - White	SWSEPCAWH
Window Sensor - Tan	SWSEPCATAN
Window Sensor - Black	SWSEPCABL
ERA Protect Smart Hub	SALPRWHHUB
Smart Hub and 5 x Sensors - White	SALPRWHHUB-5WHWS
Smart Hub and 5 x Sensors - Tan	SALPRWHHUB-5TANWS
Smart Hub and 5 x Sensors - Black	SALPRWHHUB-5BLWS

ERA Protect Integrated Smart Security System

Additional Accessories	Part No.
Floodlight Camera HD	SCAEFBL1080
Outdoor Camera HD	SCAEXWH1080
Smart Alarm System	SALPRWHKIT00
Wireless Pet Friendly PIR	SALAPWHPPF
Window and Door Sensor	SALAPWHMAG
Wireless Remote	SALAPWHREM
Wireless Keypad	SALAAPWHKPR
Wireless Battery Powered Siren	SALAPWHESU
Smart Video Doorbell	SCAEXDBWH1080

TECHNICAL INFORMATION

Integrated Window Sensor

Item	Parameter
Power Supply:	CR2032 3v (2 x lithium battery)
Static Current:	<10uA
Alarm Current:	<35mA
Transmitting Distance:	<150m (in open area)
Radio Frequency:	868 MHz
Housing Material:	ABS Plastic
Sash Sensor Dimensions (LxWxH):	111x30x10mm
Frame Sensor Dimensions (LxWxH):	60x15x12mm
EAN:	5054040313823 (White) 5054040320586 (Tan) 5054040320579 (Black)

PACKAGING

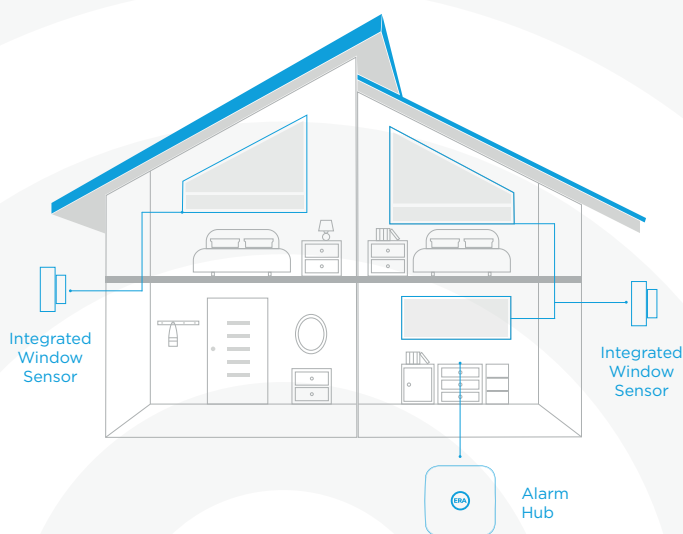
Kit Content - Sensor Only

Includes: 1 Sash Sensor, 1 x Frame Sensor, 1 x Quick Start Guide

Kit Content - Hub Only

Includes: 1 x Hub, 1 x Power Supply, 1 x Ethernet Cable, 1 x Fixing Kit, 1 x Quick Start Guide

SUGGESTED INSTALLATION



TECHNICAL INFORMATION

ERA Protect Hub

Item	Parameter
Power Supply:	12v DC
Internal Siren Level:	80dB
Standby Current:	<100mA
Alarm current:	<170mA
Wireless Devices:	96
Wi-Fi Frequency:	2.4Ghz
Wi-Fi Protocol:	IEEE802.11b/g/n
Network Protocol:	DHCP
Internet Access:	1 x RJ45 10M/100M
4G Module:	QUECTEL EC25-E
Wireless Network:	868 MHz FSK
Battery Back Up:	3.7V/3000mAH
Operating Temperature:	-10°C ~ 60°C
Dimensions (HxWxD):	150 x 150 x 30mm
Housing Material:	ABS Plastic
EAN:	5054040305644

ERA Home Security Ltd

Valiant Way, Wolverhampton, West Midlands, WV9 5GB
Customer Helpline: 0345 257 2500 | www.eraprotect.com